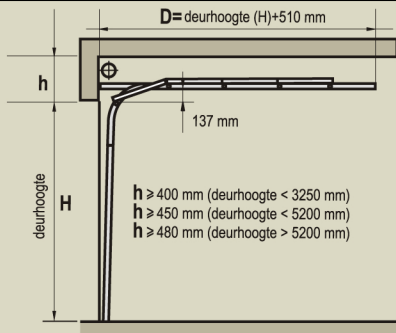
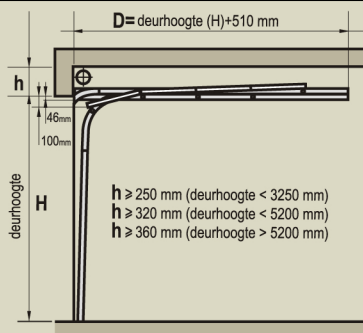


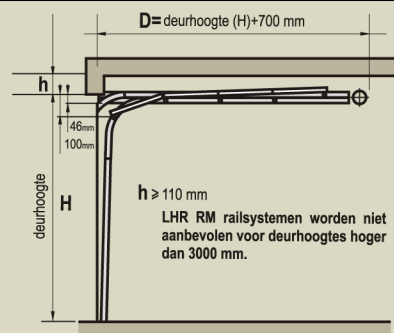
**! STD - standaard heffing**



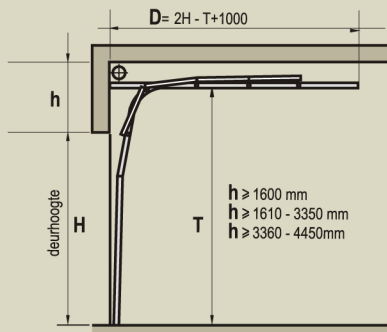
**! LHR FM - verlaagde heffing met dubbele bovenrail. veren aan voorzijde**



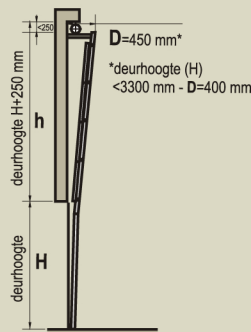
**! LHR RM - verlaagde heffing met dubbele bovenrail. veren aan achterzijde**



**! HL - verhoogde heffing**



**! VL - verticale heffing**



**! VL - verticale heffing met lager geplaatste veren.**

