


THE SIDE SLIDING SECTIONAL DOOR



The door designed for elegant look, convenient use, a long-life functioning.

- Variety of panel designs – smooth, ribbed or embossed.
- Door can be partially opened – for pass door use, or just a half door opening. Convenient and thermally efficient.
- Corrosion-resistant and low-maintenance aluminum hardware, top quality carriages and no-spring system provides quiet and trouble free operation.
- 40 mm PU panels and brush seals along perimeter provides high thermal insulation.
- Low ground rail with no requirement for built in floor channel.





Optional electric operator for Your additional convenience.




Ball bearing rollers, heavy duty carriages and solid rails designed for a door up to even 30 square meters.



Low ground rail can be fixed on the existing floor – easy to fit and no maintenance required.

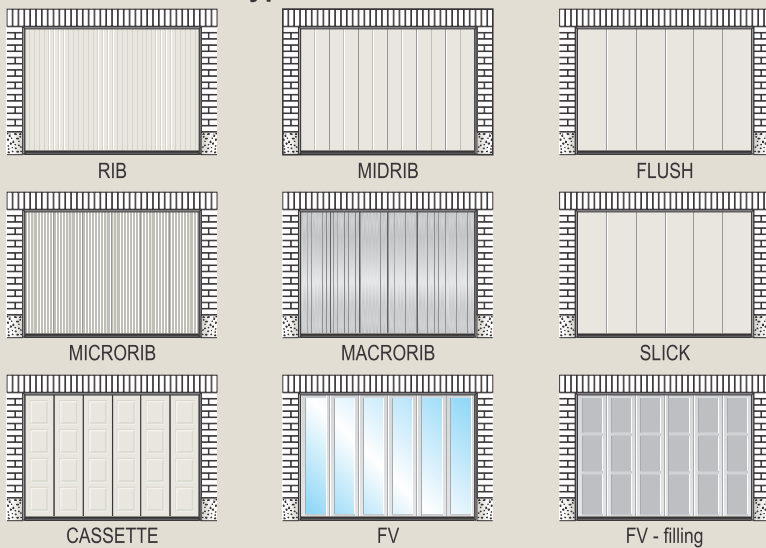


Optional special lock for a manually operated sliding door.




Brush seals along all perimeter.


Types of door sections:



Surface:



*Please check the Ryterna sectional door catalogue for all other options.



www.ryterna.eu

